


WIRE WOUND TYPE COMMON MODE FILTER

COMPONENT

PRODUCT IDENTIFICATION



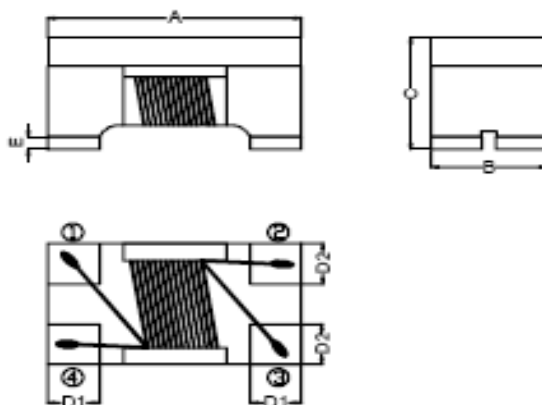
WCMN 2012 F 2 S - 900
A B C D E F

- A : SMD COMMON MODE
- B : Dimension (AxB)
- C : Material
- D : Number of Lines (2=2 lines)
- E : Type (S=One Circuit Type , N=Unshielded)
- F : Impedance (900=90Ω)

APPLICATIONS

Common mode noise suppression of signal lines in high speed and high density digital equipment such as personal computers and peripherals.

SHAPES & DIMENSIONS

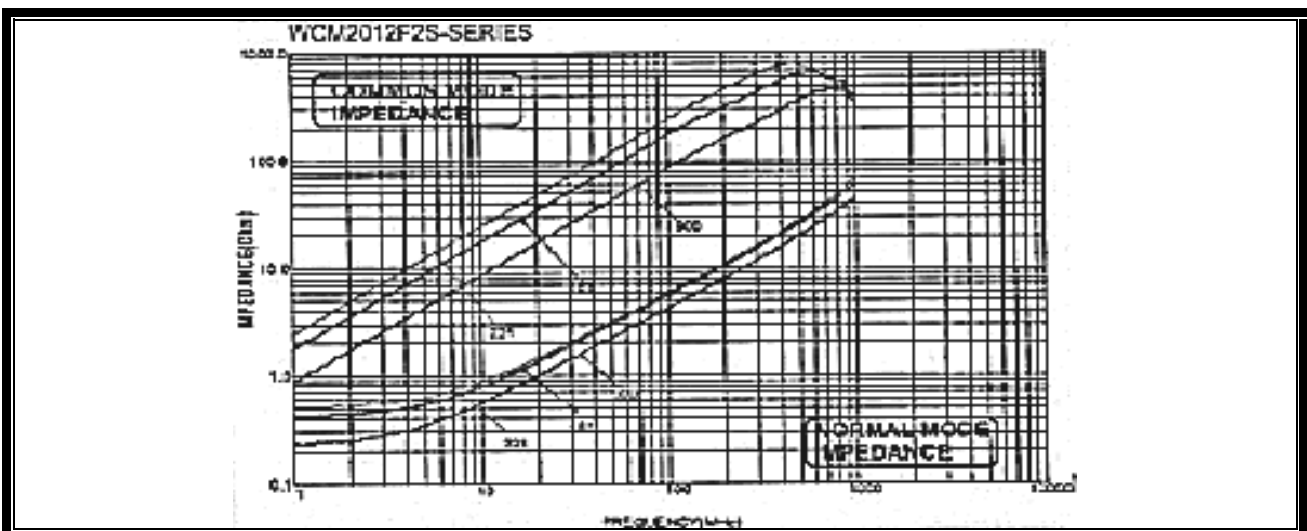
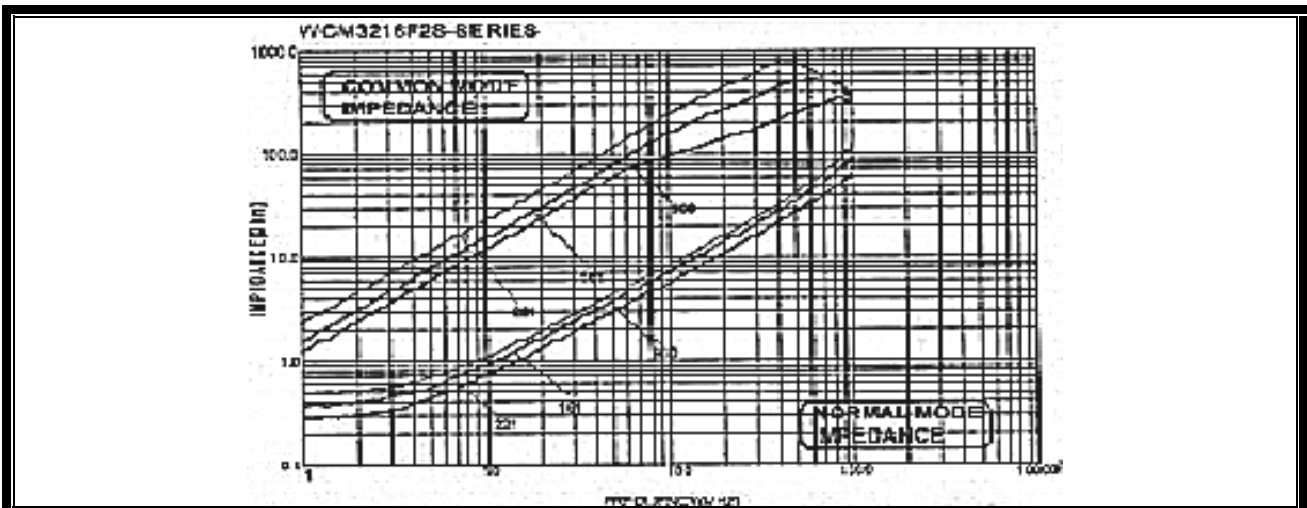
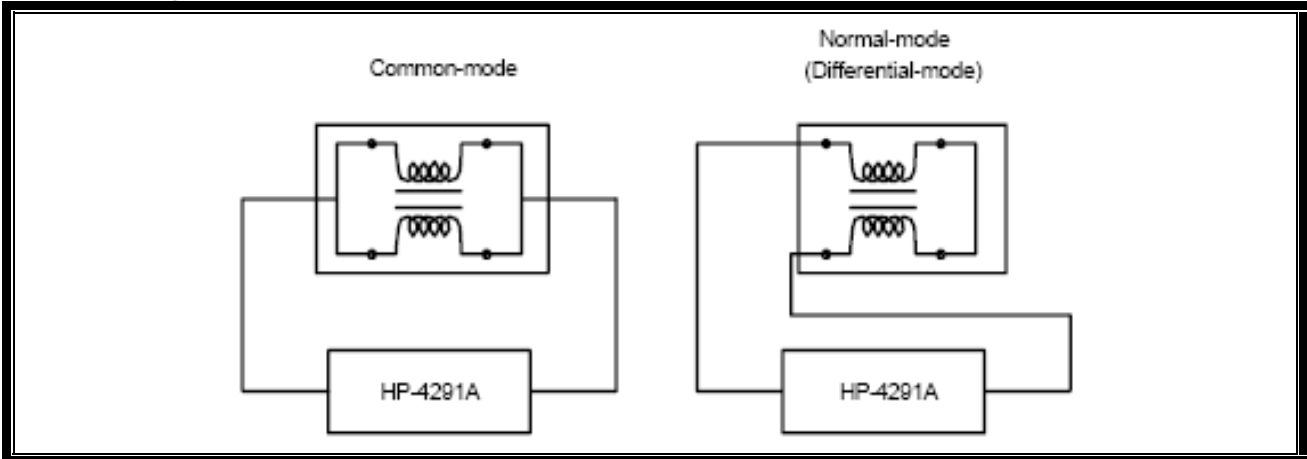


Series	A(mm)	B(mm)	C(mm)	D1(mm)	D2(mm)	E(mm)
WCMN2012	2.0±0.2	1.2±0.2	1.2±0.2	0.45(typ.)	0.40(typ.)	0.17(typ.)
WCMN3216	3.2±0.2	1.6±0.2	2.0±0.2	0.6(typ.)	0.6(typ.)	0.17(typ.)
WCMN3225	3.2±0.2	2.5±0.2	2.7±0.2	0.6(typ.)	0.9(typ.)	-

WIRE WOUND TYPE COMMON MODE FILTER

COMPONENT

Measuring Circuit



WIRE WOUND TYPE COMMON MODE FILTER

COMPONENT

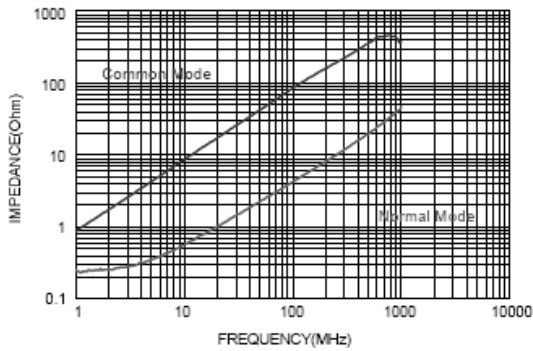
ELECTRICAL CHARACTERISTICS

WCMN2012F2S / WCMN3216F2S Series

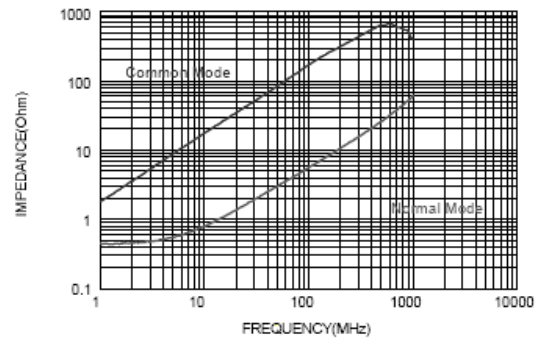
[↑ Back](#)

Part Number	Rated Current (mA)	Common mode Impedance(Ω)	DCR(Ω) max.	Rated Voltage (Vdc)	Withsand Voltage (Vdc)	Insulation Resistance (Ω)min.
900	400	90 \pm 25% at 100MHz	0.30	50	125	10M
161	350	160 \pm 25% at 100MHz	0.35	50	125	10M
221	300	220 \pm 25% at 100MHz	0.40	50	125	10M

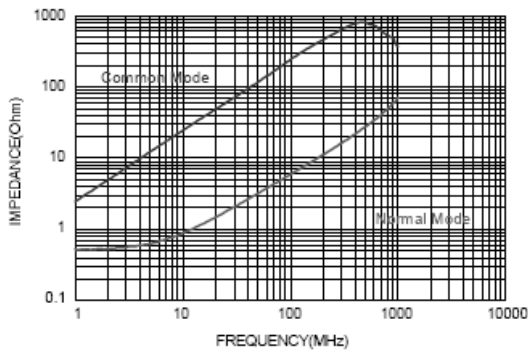
WCMN2012F2S-900



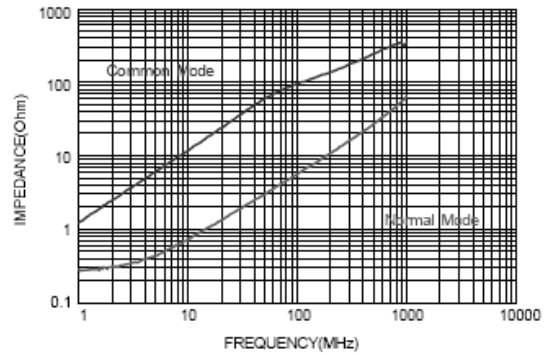
WCMN2012F2S-161



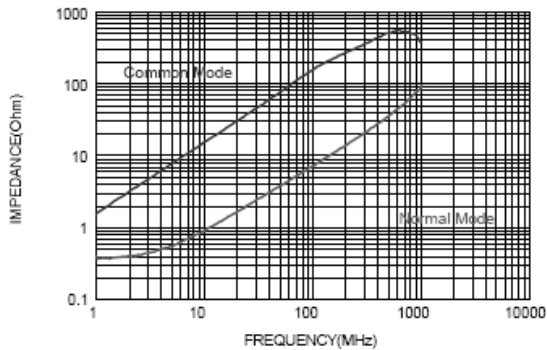
WCMN2012F2S-221



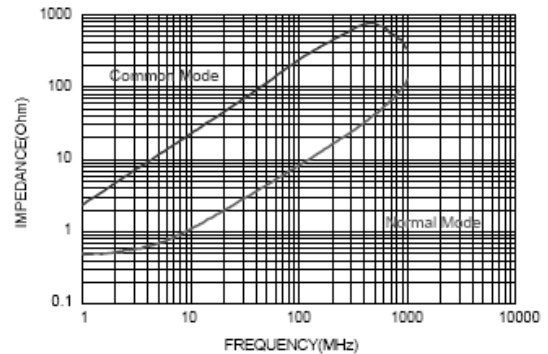
WCMN3216F2S-900



WCMN3216F2S-161



WCMN3216F2S-221



WIRE WOUND TYPE COMMON MODE FILTER

COMPONENT

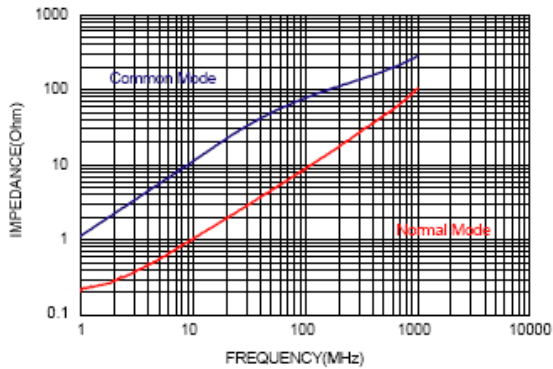
ELECTRICAL CHARACTERISTICS

WCMN3225F2S SERIES

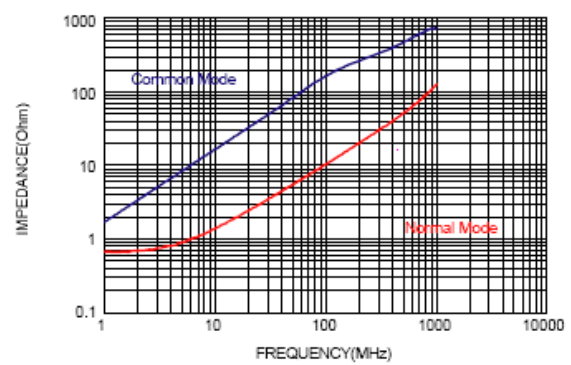
[↑ Back](#)

Part Number	Rated Current (mA)	Common mode Impedance(Ω)	DCR(Ω) max.	Rated Voltage (Vdc)	Withstand Voltage (Vdc)	Insulation Resistance (Ω)min.
800	400	80 \pm 25% at 100MHz	0.15	20	125	10M
350	350	160 \pm 25% at 100MHz	0.20	20	125	10M
300	300	270 \pm 25% at 100MHz	0.30	20	125	10M
200	200	1000 \pm 25% at 100MHz	0.50	20	125	10M

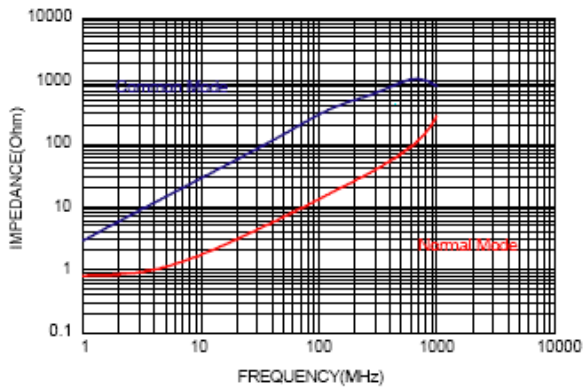
WCMN3225F2S-800



WCMN3225F2S-161



WCMN3225F2S-271



WCMN3225F2S-102

