

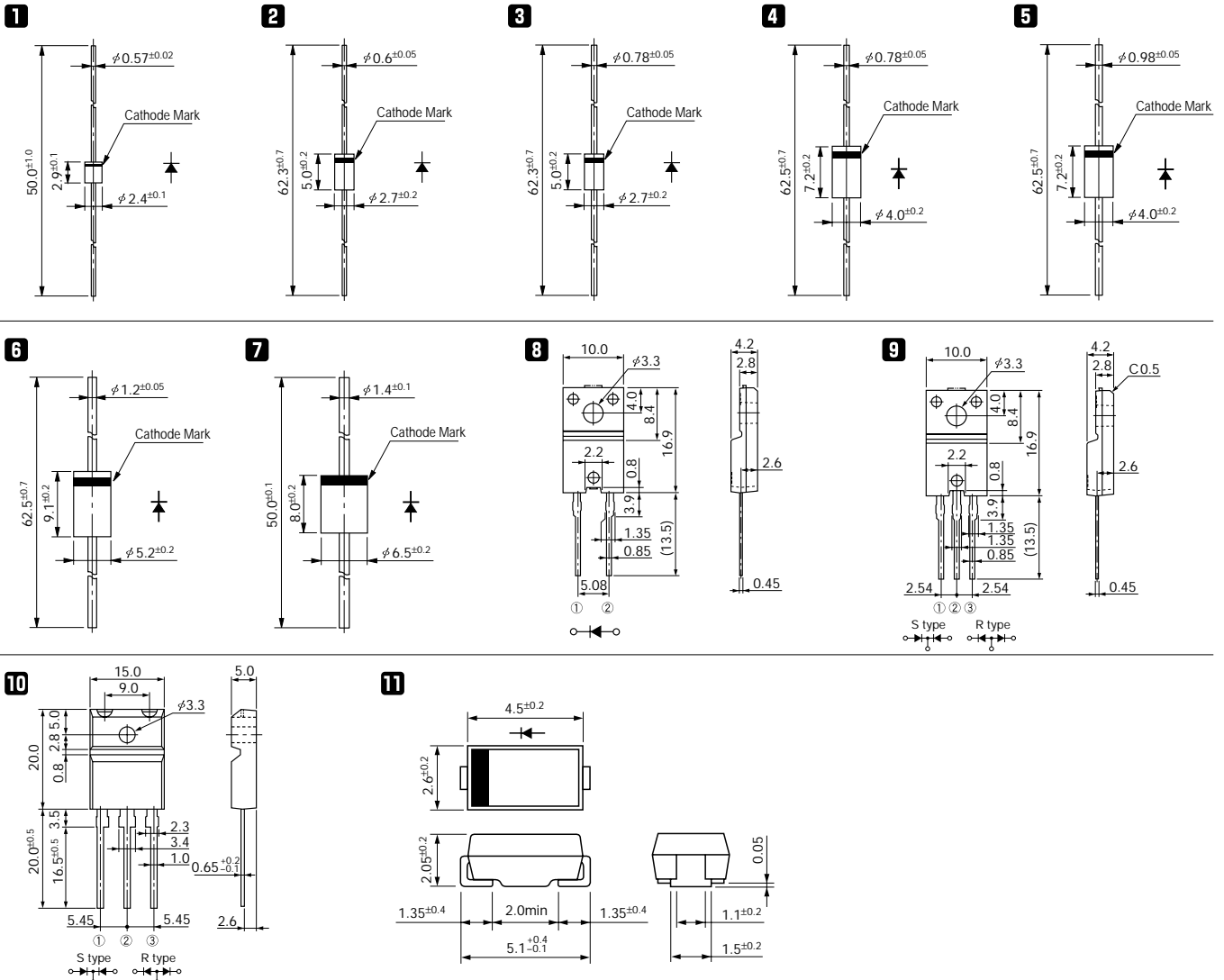
Ultra-Fast-Recovery Rectifier Diodes 400V

trr ①: I_F/I_R (=I_F) 90% Recovery Point
 (ex. I_F/I_R = 100mA/100mA 90% Recovery Point)
 trr ②: I_F/I_R (=2 I_F) 75% Recovery Point
 (ex. I_F/I_R = 100mA/200mA 75% Recovery Point)

V _{RM} (V)	Package	Part Number	I _F (AV) (A)	I _{FSM} (A)	T _j (°C)	T _{stg} (°C)	V _F (V) max	I _F (A)	I _R (μA)	I _R (H) (mA)	T _a (°C)	trr ① (ns)		trr ② (ns)		R _{th(j-ℓ)} R _{th(j-c)} (°C/W)	Mass (g)	Fig. No.	Page where characteristic curve is shown
				50Hz Half-cycle Sine-wave Single-Shot					V _R = V _{RM} max	V _R = V _{RM} max		I _F /I _{FP} (mA)	I _F /I _{FP} (mA)						
400	Surface Mount Center-tap	SFPL-64	1.0	25	-40 to +150	1.3	1.0	10	0.05	150	50	100/100	30	100/200	20	0.07	11	81	
		AG01	0.7	15	-40 to +150	1.8	0.7	100	0.5	100	100	100/100	50	100/200	22	0.13	1		64
		EG01	0.7	15	-40 to +150	2.0	0.7	50	0.3	100	100	100/100	50	100/200	20	0.2	2		
		EG 1	0.8	15	-40 to +150	1.8	0.8	50	0.3	100	100	100/100	50	100/200	17	0.3	3		
		AL01*	1.0	20	-40 to +150	1.4	1.0	10	0.5	150 (Tj)	50	100/100	35	100/200	22	0.13	1		
		RG 10	1.2	50	-40 to +150	1.8	1.5	500	2.5	100	100	100/100	50	100/200	15	0.4	4		
		RG 2	1.2	50	-40 to +150	1.8	1.5	500	2.5	100	100	100/100	50	100/200	12	0.6	5		
		EL 1	1.5	40	-40 to +150	1.3	1.5	10	0.05	100	100	100/100	50	100/200	17	0.3	3		
		RL 2	2.0	40	-40 to +150	1.3	2.0	10	0.1	150 (Tj)	50	100/100	35	100/200	12	0.6	5		
		RL 31*	3.0	70	-40 to +150	1.3	3.0	50	0.1	150 (Tj)	50	100/100	35	100/200	10	1.0	6		
		RL 3	3.5	80	-40 to +150	1.3	3.5	100	0.2	150 (Tj)	50	100/100	35	100/200	10	1.0	6		
	RG 4	1.0 (3.0)	80	-40 to +150	1.8	3.0	500	2.5	100	100	100/100	50	100/200	8	1.2	7			
	Frame-2Pin	FML-G14S	5.0	70	-40 to +150	1.3	5.0	100	0.2	100	50	100/100	35	100/200	4.0	2.1	8	72	
		FMN-G14S	5.0	70	-40 to +150	1.0	5.0	50	10	150 (Tj)	100	100/100	50	100/200	4.0	2.1	8	—	
		FMX-G14S*	5.0	70	-40 to +150	1.3	5.0	50	15	150	30	100/100	25	100/200	4.0	2.1	8	—	
	Center-tap	FMG-14S, R	5.0	35	-40 to +150	2.0	2.5	500	1.5	100	100	100/100	50	100/200	4.0	2.1	9	75	
		FML-14S	5.0	40	-40 to +150	1.3	2.5	50	0.1	100	50	100/100	35	100/200	4.0	2.1	9	76	
		FMG-24S, R	8.0	65	-40 to +150	2.0	5.0	500	2.5	100	100	100/100	50	100/200	4.0	2.1	9	75	
		FML-24S	10.0	70	-40 to +150	1.3	5.0	100	0.2	100	50	100/100	35	100/200	4.0	2.1	9	76	
		FMG-34S, R	16.0	100	-40 to +150	2.0	10.0	1000	5	100	100	100/100	50	100/200	2.0	5.5	10	77	
FML-34S		20.0	100	-40 to +150	1.3	10.0	200	0.4	100	50	500/500	35	500/1000	2.0	5.5	10	78		

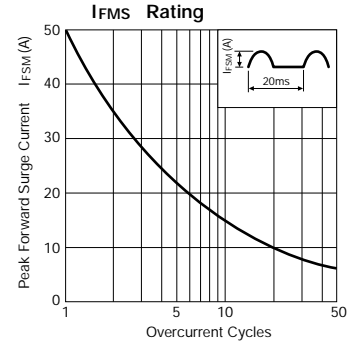
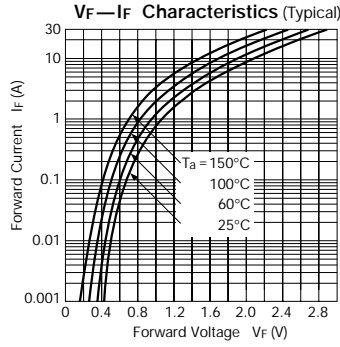
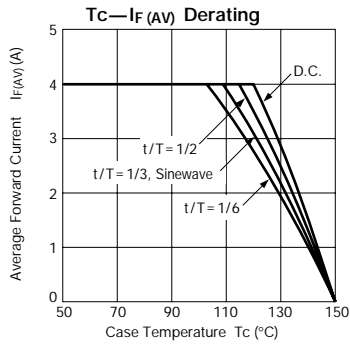
* : Under development

External Dimensions Flammability: UL94V-0 or Equivalent (Unit: mm)

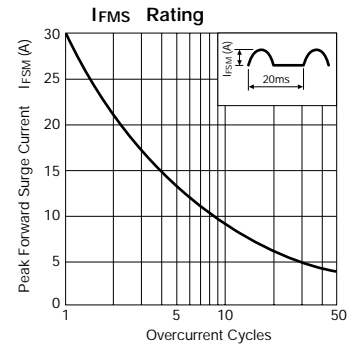
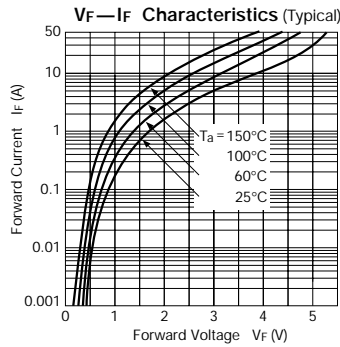
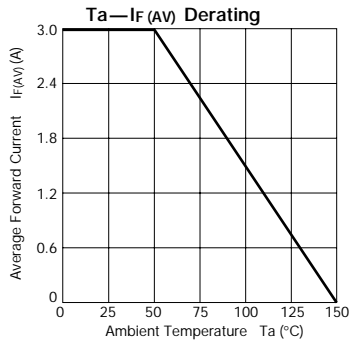


Characteristic Curves Ultra-Fast-Recovery Rectifier Diodes

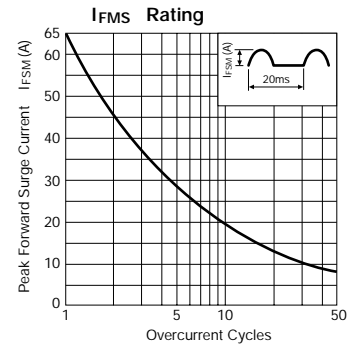
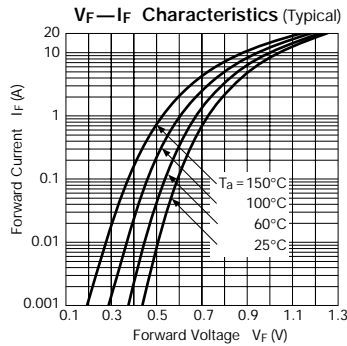
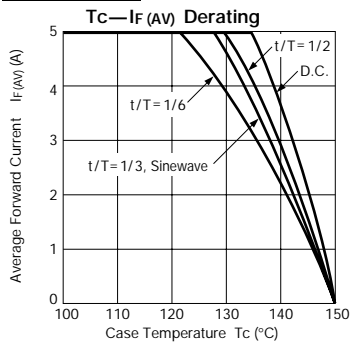
FMG-G26S



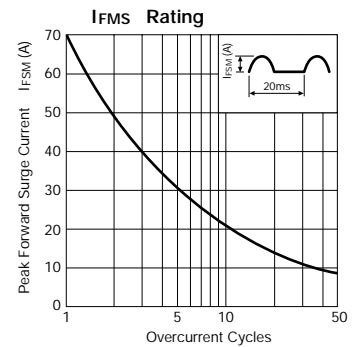
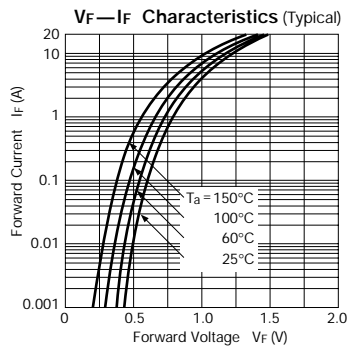
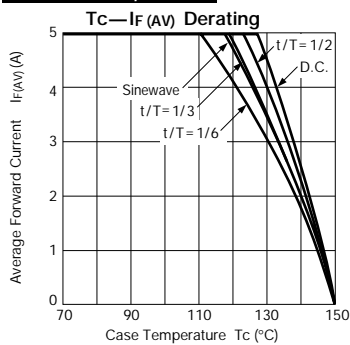
FMG-G2CS



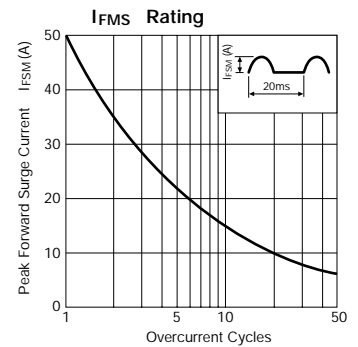
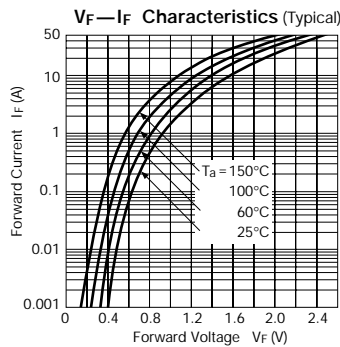
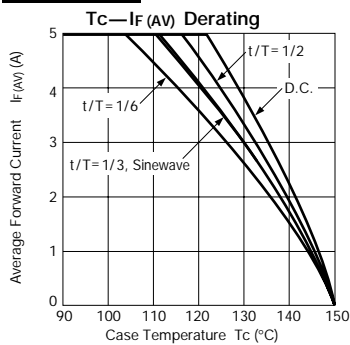
FML-G12S



FML-G13S, G14S



FML-G16S



This datasheet has been download from:

www.datasheetcatalog.com

Datasheets for electronics components.