

DATE: 2007-8-14 (YY/MM/DD)

Customer : \_\_\_\_\_

## APPROVAL SHEET

PRODUCT: AC ADAPTOR(RoHS Compliant)

MODEL: APW305UB-03-06

PART NO. C101-1587

V : A1


Receiver's stamp or signature

--

PLEASE APPROVE & RETURN BEFORE 2007-8-28  
OR WE WOULD REGARD IT BEEN CONFIRMED.

RESPONSIBLE	APPROVED	ISSUED
		<i>Dengxia</i>

ISSUES STAMP



### Revised History

NO.	Revised Date	Description	Approved	Issued



Anthin Power Supply Co.,Ltd. (China)

TEL:+86-755-8980-7888

FAX:+86-755-8980-1111

<http://www.Anthin.com>

[info@anthin.com](mailto:info@anthin.com)

Anthin Japan Co.,Ltd. (Japan)

TEL:+81-45-730-5250

FAX:+81-45-730-5251

<http://www.Anthin.co.jp>

[info@anthin.co.jp](mailto:info@anthin.co.jp)

<b>Anthin</b>	<b>DESCRIPTION</b>	<b>SWITCHING POWER AC ADAPTER</b>	<b>SHEET NO.</b>	<b>1 OF 4</b>
			<b>VER:</b>	<b>A1</b>
	<b>MODEL NO.</b>	<b>APW305UB-03-06</b>	<b>PART NO.</b>	<b>C101-1587</b>

1.INPUT REQUIREMENT

2.OUTPUT SPECIFICATION

3.MECHANICAL

4.RELIABILITY

5.ENVIRONMENT

6.OUTLOOKING

7.SAFETY

8.QC CHECK

9.DIMENSION

10.LABEL

11.PACKING

<b>Anthin</b>	<b>DESCRIPTION</b>	<b>SWITCHING POWER AC ADAPTER</b>	<b>SHEET NO.</b>	<b>2 OF 4</b>
	<b>MODEL NO.</b>	<b>APW305UB-03-06</b>	<b>VER:</b>	<b>A1</b>
			<b>PART NO.</b>	<b>C101-1587</b>

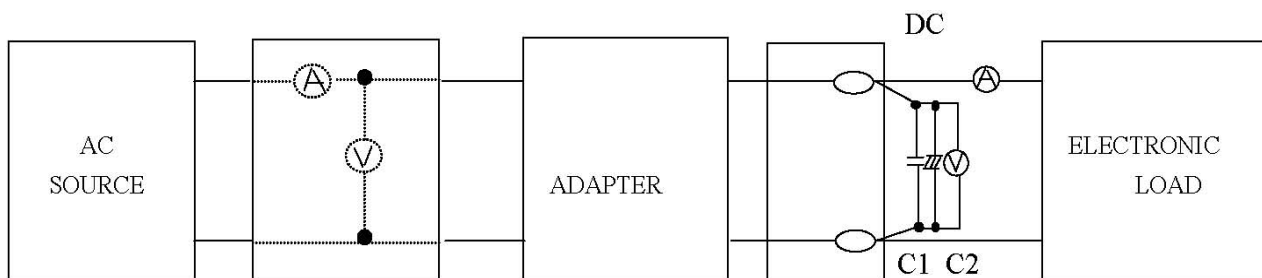
### 1.INPUT REQUIREMENT

ITEM	SPECIFICATION	MIN	TYP.	MAX
NORMAL AC INPUT VOLTAGE	SINGLE PHASE	100Vac	110Vac/220Vac	240Vac
AC INPUT VOLTAGE RANGE	SINGLE PHASE	90Vac	110Vac/220Vac	264Vac
AC INPUT FREQUENCY	SINGLE PHASE	47Hz	50/60Hz	63Hz
AC INPUT CURRENT	TYPICAL INPUT VOLTAGE& OUTPUT AT FULL LOAD.			200mA
AC INRUSH CURRENT	TYPICAL INPUT VOLTAGE& OUTPUT AT FULL LOAD , 25°C .			30A
EFFICIENCY	TYPICAL INPUT VOLTAGE& OUTPUT AT FULL LOAD	65%		

### 2.OUTPUT SPECIFICATION

ITEM	SPECIFICATION	MIN	TYP.	MAX
NORMAL DC OUTPUT VOLTAGE			5Vdc	
DC OUTPUT VOLTAGE RANGE	TYPICAL OUTPUT VOLTAGE ±5%	4.75V		5.25V
LOAD CURRENT RANGE				1A
PEAK LOAD CURRENT	TIME<60S			1.2A
RIPPLE	TYPICAL INPUT VOLTAGE , TYPICAL LOAD CURRENT , 25°C			100mV
HOLD-UP TIME	AT TYPICAL INPUT VOLTAGE AND FULL LOAD	10mS		
TURN-ON DELAY	TYPICAL INPUT VOLTAGE AND TUP LOAD CURRENT			1S
OVER CURRENT PROTECTION	AUTO RECOVERY			
SHORT CIRCUIT PROTECTRON	THE ADAPTER SHALL NOT DAMAGE BY SHORT THE DC OUTPUT TO GROUND			
OVER VOLTAGE PROTECTION			6V	7.5V

### \*TEST MEASURES



C1 : 0.1uF CERAMICS CAPACITOR  
C2 : 10uF 50V ALUMINUM CAPACITOR

<b>Anthin</b>	<b>DESCRIPTION</b>	<b>SWITCHING POWER AC ADAPTER</b>	<b>SHEET NO.</b>	<b>3 OF 4</b>
	<b>MODEL NO.</b>	<b>APW305UB-03-06</b>	<b>VER:</b>	<b>A1</b>
			<b>PART NO.</b>	<b>C101-1587</b>

### 3.MECHANICAL

ITEM	SPECIFICATION OR TEST CONDITION	ACCEPTANCE CRITERIA
BENDING TEST	NORMAL TEMPERATURE THE CORD SHALL WITHSTAND WEIGHT OF 200g, SWINGING FROM LEFT TO RIGHT AT AN ANGLE OF 60 DEG. 1000CYCLE TIMES MIN. S/R SHALL WITHSTAND WEIGHT OF 1N. SWINGING FROM LEFT TO RIGHT AT AN ANGLE OF 60DEG. 1000CYCLE TIMES MIN. BENDING SPEED 40CYCLE/MINUTE	NO SHORT CIRCUIT NO BREAKAGE OF THE CORD
VIBRATION	FREQUENCY RANGE:10~55Hz AMPLITUDE:1.5mm ACCELERATION: 1G SWEEP 1 MINUTE FOR X,Y,Z,AXIS EACH	THERE SHALL BENO ABNORMALITY ON THE APPEARANCE STRUCTURE AND OPERATING

### 4.RELIABILITY

ITEM	TEST CONDITION	ACCEPTANCE CRITERIA
TEMPERATURE UP WITH TYPICAL LOAD	TEST AT SURFACE OF THE CASE WITH TYPICAL AC INPUT AND TYPICAL LOAD IN OUTPUT 50/60Hz	TEMPERATURE UP UNDER 35 DEGREES
HI-POT TEST	INPUT TO OUTPUT GRADUALLY RAISED FROM 0 TO THE 2000Vac AND HELD AT THAT VALUE FOR 3S,5mA	NO DAMAGE
INSULATION RESISTANCE	INPUT TO OUTPUT,DC 500V	>50MΩ
MTBF	TYPICAL INPUT&FULL LOAD , 25℃	50000 HOURS
LIFE	TYPICAL INPUT&FULL LOAD, 40℃ TYPICAL INPUT&FULL LOAD, 25℃	1YEARS ABOVE 2YEARS ABOVE
BURN-IN	AT 30℃(±10℃),NORMAL INPUT VOLTAGE	2~4 HOURS

### 5.ENVIRONMENT

ITEM	SPECIFICATION OR TEST CONDITION	min.	typ.	max.
OPERATING TEMPERATURE		0℃		40℃
STORAGE TEMPERATURE		-20℃		85℃
OPERATING HUMIDITY	NON-CONDENSING	5%RH		90%RH
STORAGE HUMIDITY	NON-CONDENSING	5%RH		90%RH

<b>Anthin</b>	<b>DESCRIPTION</b>	<b>SWITCHING POWER AC ADAPTER</b>	<b>SHEET NO.</b>	<b>4 OF 4</b>
			<b>VER:</b>	<b>A1</b>
	<b>MODEL NO.</b>	<b>APW305UB-03-06</b>	<b>PART NO.</b>	<b>C101-1587</b>

6.OUTLOOKING

DIMENSION :56(L)X51(W)X17(H)mm  
 WEIGHT :ABOUT 85g  
 AC INPUT TYPE : WALL MOUNT  
 DC OUTPUT TYPE : USB 4PIN 母座

DC OUTPUT CABLE INDICATION :LABEL RoHS COMPLIANT  
 CASE MATERIAL :94V-2 PC **BLACK** RoHS COMPLIANT  
 PCB MATERIAL :94V-0 RoHS COMPLIANT

7.SAFETY

COMPLY SAFETY STANDARDS	STANDARD	FILE NO.
PSE	J60950	JQE11280
UL CUL		E307117


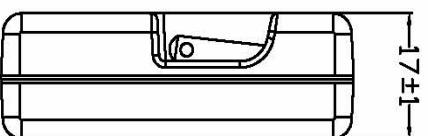
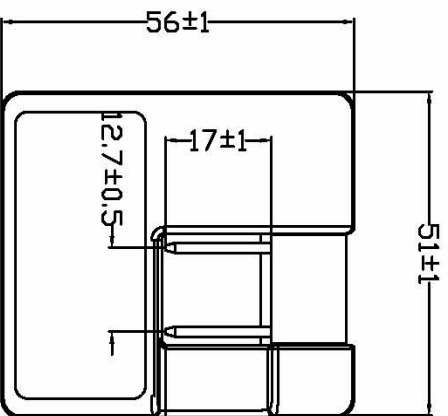
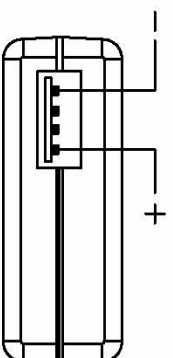
EMI
CE FCC

8.QC CHECK

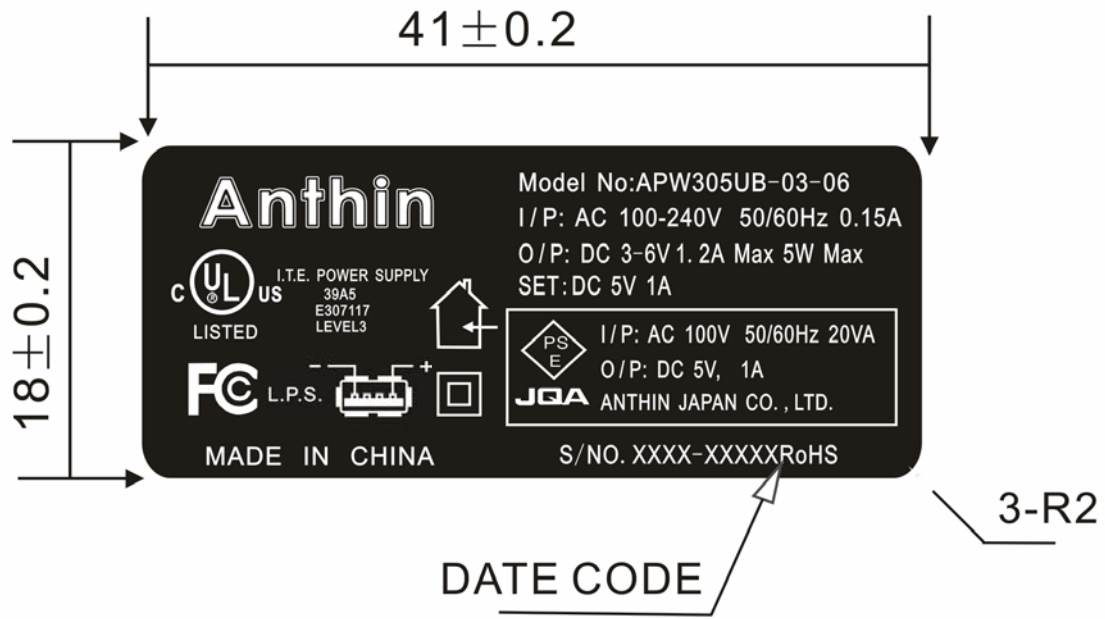
ALL OF THE QUANTITY SHALL BE CHECKED BEFORE SHIPMENT,CHECK ITEM AS BELOW:

- (1)DC PLUG POLE CHECK
- (2)OCP FUNCTION CHECK
- (3)DC OUTPUT VOLTAGE CHECK
- (4)HIPOT&INSULATION CHECK
- (5)OUTLOOKING CHECK

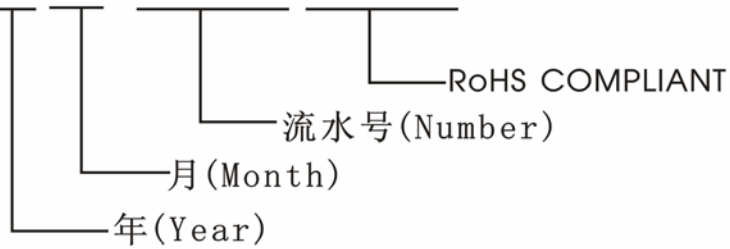
ROHS COMPLIANT



TOLERANCE														
1<L1	±0.08	±0.08	±0.1	±0.1	±0.2	±0.2	±0.3	±0.3	±0.4	FINISH	XXXXXXXX	NAME:	DIMENSION	
1<L2	±0.08	±0.08	±0.1	±0.1	±0.2	±0.3	±0.3	±0.4	±0.4					
20<L3	±0.1	±0.1	±0.15	±0.2	±0.3	±0.4	±0.4	±0.4	±0.4	MATERIAL	XXX	QTY:	XXX	
50<L4	±0.15	±0.15	±0.2	±0.25	±0.3	±0.4	±0.4	±0.4	±0.4					
100<L5	±0.2	±0.2	±0.4	±0.5	±0.5	±0.6	±0.6	±0.6	±0.6					
DEC.	CHKD.	APPD.	UNIT		REF.		REV.		PART NO.		DIMENSION			
Anni			mm		XXXX		A1		C101-1587					
SCALE		REM.		UNIT		REF.		REV.		PART NO.		DIMENSION		
XXXX		XXXX		mm		XXXX		A1		C101-1587				



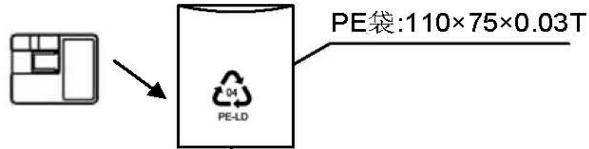
XXXX-XXXXXRoHS



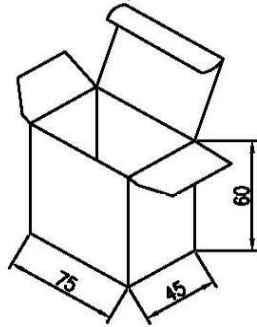
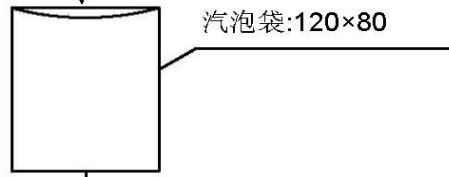
**NOTE:**

- 1.SILVER WORD ON BLACK BASE.
- 2.MATERIAL:PVC + 亮面

TOLERANCE					FINISH	NAME:		LABEL	
L ≤ 4	4 < L ≤ 20	20 < L ≤ 50	50 < L ≤ 200	200 < L		MATERIAL	QTY.	REV	A1
0.05	0.08	0.1	0.2	0.3					
0.08	0.1	0.2	0.3	0.4					
0.1	0.15	0.3	0.4	0.6					
0.15	0.25	0.4	0.6	0.8					
0.2	0.4	0.5	0.8						
DEG.	CHKD.	APPD.	UNIT		mm				
Anni			SCALE	REF.			PART NO.	C101-1587	
				REM.					



注:PE袋和汽泡袋不要用胶纸固定



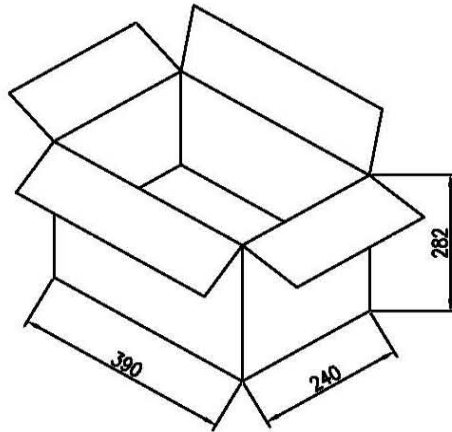
成品2PCS 放入小白盒

小白盒 500P

外徑寸法 長X寬X高

75×45×60

TOLERANCE:±1



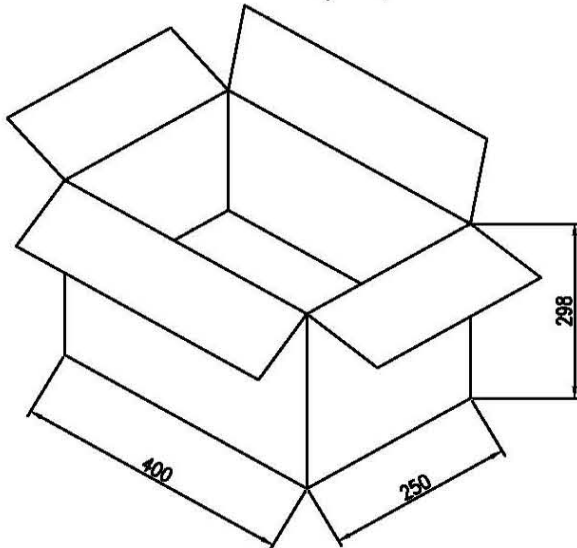
內箱5段(A=A)

成品200PCS 放入

外徑尺寸 長X寬X高

390×240×282

TOLERANCE:±5



外箱3段(B=B)

外箱套內箱

外徑尺寸 長X寬X高

400×250×298

TOLERANCE:±5

**ROHS COMPLIANT**

TOLERANCE					FINISH				NAME	PACKING
L<4	±0.05	±0.08	±0.1	±0.2						
4<L≤20	±0.08	±0.1	±0.2	±0.3						
20<L≤50	±0.1	±0.15	±0.3	±0.4						
50<L≤200	±0.15	±0.25	±0.4	±0.6						
200<L	±0.2	±0.4	±0.5	±0.8						
					MATERIAL		REV.	A1		
DEG.	CHKD.	APPD.	UNIT		mm					
			SCALE		REF.					
Anni			DWG NO.						PART NO.	C101-1587